




YSLY-OB/-JB/-OZ/-JZ

Marking: <meters> CE 0987 SPECIALCAVI BALDASSARI YSLY <formation> IEC 60332-3-24 <lot> <year> CCA-S3,D0,A3



MANUFACTURING CHARACTERISTICS

Core:

Flexible bare copper conductor, class 5

Insulation:

Flame retardant PVC compound

Stranding:

Cores twisted/stranded in concentric layers

Outer sheath:

Flame retardant PVC compound

Colours:*Cores identification:*

HD 308 S2 (-OB/-JB)

Black numbered w/ (-JZ) or w/o Green/Yellow (-OZ)

Outer sheath colour:

Grey (based on RAL 7001)

ELECTRICAL CHARACTERISTICS

Operating voltage:

- 300/500V section $\leq 2.5 \text{ mm}^2$
- 450/750V section = 4.00 and 6.00 mm^2
- 0.6/1kV section $\geq 10.00 \text{ mm}^2$

Testing voltage:

- 2000V section $\leq 2.5 \text{ mm}^2$
- 2500V section = 4.00 and 6.00 mm^2
- 4000V section $\geq 10.00 \text{ mm}^2$

APPLICATIONS

Cable conforms to the requirements in the Construction Products Regulations (CPR EU 305/11), aimed at limiting the production and diffusion of fire and smoke.

Multi-core cable for power transport and for control, signaling, command and measurement systems with scaled-down outer dimensions and excellent flexibility.

Used in industry for machine cabling, transport systems, production lines and in the connection of air conditioning and heating systems, industrial equipment and power stations. Suitable for installation in dry or damp indoor environments, in static or limited dynamic installation (not permanently in motion) where there is no mechanical stress.

300/500V and 450/750V: Underground laying is not permitted even if protected.

0.6/1kV: Direct or indirect underground laying is permitted.

STANDARDS

IEC 60228
IEC 60332-3-24 Cat.C
EN 50363

REACTION TO FIRE CLASS

EN 50575:2016 C_{ca} - s3, d0, a3

TEMPERATURES

Minimum working temperature:

- Fixed laying -25°C
- Occasional mobile laying w/o stress -5°C

Maximum working temperature:

- Fixed laying +70°C
- Occasional mobile laying w/o stress +70°C

Maximum short circuit temperature: +160°C

LAYING CONDITIONS



Minimum installation temperature 0°C



Min. bending radius:
d8 (fixed laying)
d15 (occasional mobile laying)



Max tensile stress:
50N/mm² (during installation)
15N/mm² (static stress)



Fixed laying



Occasional mobile laying w/o stress




In open air
(0.6/1kV)




In duct or cable tray



In buried trough
(0.6/1kV)



Buried with protection
(0.6/1kV)



In buried duct
(0.6/1kV)



Directly buried
(0.6/1kV)

ON REQUEST

- Customized cores identification/outer sheath colour



YSLY -OB/-JB/-OZ/-JZ

PART NUMBER	FORMATION	OUTER DIAMETER ¹	WEIGHT ¹	MAX ELECTRICAL RESISTANCE AT 20°C
[n°]	[n° x mm ²]	[mm]	[kX/km]	[Ohm/km]
*YZOZ05002	2 X 0.50	4.5	31	39.00
*YZJZ05003	3 X 0.50	4.7	37	39.00
*YZJZ05004	4 X 0.50	5.5	49	39.00
*YZJZ05005	5 X 0.50	5.9	58	39.00
*YZJZ05006	6 X 0.50	6.4	69	39.00
*YZJZ05007	7 X 0.50	6.4	73	39.00
*YZJZ05008	8 X 0.50	7.7	98	39.00
*YZJZ05010	10 X 0.50	8.4	119	39.00
*YZJZ05012	12 X 0.50	8.4	127	39.00
*YZJZ05014	14 X 0.50	9.0	145	39.00
*YZJZ05015	15 X 0.50	9.6	162	39.00
*YZJZ05016	16 X 0.50	9.6	166	39.00
*YZJZ05018	18 X 0.50	10.1	185	39.00
*YZJZ05019	19 X 0.50	10.1	189	39.00
*YZJZ05020	20 X 0.50	10.7	207	39.00
*YZJZ05021	21 X 0.50	11.2	224	39.00
*YZJZ05024	24 X 0.50	12.2	260	39.00
*YZJZ05025	25 X 0.50	12.2	264	39.00
*YZJZ05027	27 X 0.50	12.2	272	39.00
*YZJZ05030	30 X 0.50	12.7	298	39.00
*YZJZ05032	32 X 0.50	13.1	318	39.00
*YZJZ05034	34 X 0.50	13.8	347	39.00
*YZJZ05036	36 X 0.50	13.8	355	39.00
*YZJZ05037	37 X 0.50	13.8	359	39.00
*YZJZ05041	41 X 0.50	14.9	411	39.00
*YZJZ05042	42 X 0.50	14.9	415	39.00
*YZJZ05048	48 X 0.50	15.9	470	39.00
*YZJZ05050	50 X 0.50	16.3	493	39.00
*YZJZ05052	52 X 0.50	16.3	501	39.00
*YZJZ05061	61 X 0.50	17.3	575	39.00
*YZJZ05065	65 X 0.50	18.6	645	39.00
*YZOZ07502	2 X 0.75	5.4	44	26.00
*YZJZ07503	3 X 0.75	5.6	52	26.00
*YZJZ07504	4 X 0.75	6.2	66	26.00
*YZJZ07505	5 X 0.75	6.7	80	26.00
*YZJZ07506	6 X 0.75	7.5	99	26.00
*YZJZ07507	7 X 0.75	7.5	105	26.00
*YZJZ07508	8 X 0.75	8.9	135	26.00
*YZJZ07510	10 X 0.75	9.9	169	26.00
*YZJZ07512	12 X 0.75	9.9	180	26.00
*YZJZ07514	14 X 0.75	10.5	206	26.00
*YZJZ07515	15 X 0.75	11.0	225	26.00
*YZJZ07516	16 X 0.75	11.0	230	26.00
*YZJZ07518	18 X 0.75	11.8	263	26.00
*YZJZ07519	19 X 0.75	11.8	269	26.00
*YZJZ07520	20 X 0.75	12.6	295	26.00
*YZJZ07521	21 X 0.75	13.2	319	26.00



YSLY -OB/-JB/-OZ/-JZ

PART NUMBER	FORMATION	OUTER DIAMETER ¹	WEIGHT ¹	MAX ELECTRICAL RESISTANCE AT 20°C
[n°]	[n° x mm ²]	[mm]	[kg/km]	[Ohm/km]
*YZJZ07524	24 X 0.75	14.2	368	26.00
*YZJZ07525	25 X 0.75	14.2	374	26.00
*YZJZ07527	27 X 0.75	14.2	385	26.00
*YZJZ07530	30 X 0.75	14.8	423	26.00
*YZJZ07532	32 X 0.75	15.3	452	26.00
*YZJZ07534	34 X 0.75	16.2	493	26.00
*YZJZ07536	36 X 0.75	16.2	505	26.00
*YZJZ07537	37 X 0.75	16.2	511	26.00
*YZJZ07541	41 X 0.75	17.5	585	26.00
*YZJZ07542	42 X 0.75	17.5	591	26.00
*YZJZ07548	48 X 0.75	18.5	668	26.00
*YZJZ07550	50 X 0.75	19.2	706	26.00
*YZJZ07552	52 X 0.75	19.2	717	26.00
*YZJZ07561	61 X 0.75	20.5	830	26.00
*YZJZ07565	65 X 0.75	21.8	917	26.00
*YZOZ10002	2 X 1.00	5.8	53	19.50
*YZOB1002	2 X 1.00	5.8	53	19.50
*YZJZ10003	3 X 1.00	6.1	65	19.50
*YZOB10003	3 X 1.00	6.1	65	19.50
*YZJB10003	3 X 1.00	6.1	65	19.50
*YZJZ10004	4 X 1.00	6.7	82	19.50
*YZOB10004	4 X 1.00	6.7	82	19.50
*YZJB10004	4 X 1.00	6.7	82	19.50
*YZJZ10005	5 X 1.00	7.5	103	19.50
*YZJB10005	5 X 1.00	7.5	103	19.50
*YZJZ10006	6 X 1.00	8.1	122	19.50
*YZJZ10007	7 X 1.00	9.9	130	19.50
*YZJZ10008	8 X 1.00	10.8	173	19.50
*YZJZ10010	10 X 1.00	10.8	210	19.50
*YZJZ10012	12 X 1.00	11.6	226	19.50
*YZJZ10014	14 X 1.00	12.3	262	19.50
*YZJZ10015	15 X 1.00	12.3	287	19.50
*YZJZ10016	16 X 1.00	12.9	295	19.50
*YZJZ10018	18 X 1.00	13.9	328	19.50
*YZJZ10019	19 X 1.00	14.6	336	19.50
*YZJZ10020	20 X 1.00	15.6	375	19.50
*YZJZ10021	21 X 1.00	15.6	484	19.50
*YZJZ10024	24 X 1.00	15.6	461	19.50
*YZJZ10025	25 X 1.00	15.6	469	19.50
*YZJZ10027	27 X 1.00	15.6	484	19.50
*YZJZ10030	30 X 1.00	16.4	537	19.50
*YZJZ10032	32 X 1.00	17.0	577	19.50
*YZJZ10034	34 X 1.00	17.6	616	19.50
*YZJZ10036	36 X 1.00	17.6	632	19.50
*YZJZ10037	37 X 1.00	17.6	640	19.50
*YZJZ10041	41 X 1.00	19.4	744	19.50
*YZJZ10042	42 X 1.00	19.4	752	19.50



YSLY-OB/-JB/-OZ/-JZ

PART NUMBER	FORMATION	OUTER DIAMETER ¹	WEIGHT ¹	MAX ELECTRICAL RESISTANCE AT 20°C
[n°]	[n° x mm ²]	[mm]	[kg/km]	[Ohm/km]
*YZJZ10048	48 X 1.00	20.5	850	19.50
*YZJZ10050	50 X 1.00	21.0	890	19.50
*YZJZ10052	52 X 1.00	21.0	905	19.50
*YZJZ10061	61 X 1.00	22.6	1052	19.50
*YZJZ10065	65 X 1.00	24.1	1165	19.50
YZOZ				
*YZOZ15002	2 X 1.50	6.6	73	13.30
*YZOB15002	2 X 1.50	6.6	73	13.30
*YZJZ15003	3 X 1.50	6.9	89	13.30
*YZOB15003	3 X 1.50	6.9	89	13.30
*YZJB15003	3 X 1.50	6.9	89	13.30
*YZJZ15004	4 X 1.50	7.8	116	13.30
*YZOB15004	4 X 1.50	7.8	116	13.30
*YZJB15004	4 X 1.50	7.8	116	13.30
*YZJZ15005	5 X 1.50	8.7	143	13.30
*YZJB15005	5 X 1.50	8.7	143	13.30
*YZJZ15006	6 X 1.50	9.6	174	13.30
*YZJZ15007	7 X 1.50	9.6	186	13.30
*YZJZ15008	8 X 1.50	11.4	242	13.30
*YZJZ15010	10 X 1.50	12.7	299	13.30
*YZJZ15012	12 X 1.50	12.7	323	13.30
*YZJZ15014	14 X 1.50	13.4	367	13.30
*YZJZ15015	15 X 1.50	14.4	412	13.30
*YZJZ15016	16 X 1.50	14.4	423	13.30
*YZJZ15018	18 X 1.50	15.1	471	13.30
*YZJZ15019	19 X 1.50	15.1	483	13.30
*YZJZ15020	20 X 1.50	16.3	535	13.30
*YZJZ15021	21 X 1.50	17.2	582	13.30
*YZJZ15024	24 X 1.50	18.4	667	13.30
*YZJZ15025	25 X 1.50	18.4	678	13.30
*YZJZ15027	27 X 1.50	18.4	702	13.30
*YZJZ15030	30 X 1.50	19.3	772	13.30
*YZJZ15032	32 X 1.50	20.2	837	13.30
*YZJZ15034	34 X 1.50	20.9	895	13.30
*YZJZ15036	36 X 1.50	20.9	918	13.30
*YZJZ15037	37 X 1.50	20.9	930	13.30
*YZJZ15041	41 X 1.50	23.0	1079	13.30
*YZJZ15042	42 X 1.50	23.0	1091	13.30
*YZJZ15048	48 X 1.50	24.0	1216	13.30
*YZJZ15050	50 X 1.50	24.9	1291	13.30
*YZJZ15052	52 X 1.50	24.9	1314	13.30
*YZJZ15061	61 X 1.50	26.7	1523	13.30
*YZJZ15065	65 X 1.50	28.7	1699	13.30
YZJZ				
*YZOZ25002	2 X 2.50	7.8	108	7.98
*YZOB25002	2 X 2.50	7.8	108	7.98
*YZJZ25003	3 X 2.50	8.2	135	7.98
*YZJZ25004	4 X 2.50	9.1	171	7.98



YSLY -OB/-JB/-OZ/-JZ

PART NUMBER	FORMATION	OUTER DIAMETER ¹	WEIGHT ¹	MAX ELECTRICAL RESISTANCE AT 20°C
[n°]	[n° x mm ²]	[mm]	[kg/km]	[Ohm/km]
*YZOB25004	4 X 2.50	9.1	171	7.98
*YZJB25004	4 X 2.50	9.1	171	7.98
*YZJZ25005	5 X 2.50	10.2	216	7.98
*YZJB25005	5 X 2.50	10.2	216	7.98
*YZJZ25006	6 X 2.50	11.1	258	7.98
*YZJZ25007	7 X 2.50	11.1	277	7.98
*YZJZ25008	8 X 2.50	13.5	363	7.98
*YZJZ25010	10 X 2.50	15.0	452	7.98
*YZJZ25012	12 X 2.50	15.0	491	7.98
*YZJZ25014	14 X 2.50	16.1	566	7.98
*YZJZ25015	15 X 2.50	17.0	621	7.98
*YZJZ25016	16 X 2.50	17.0	640	7.98
*YZJZ25018	18 X 2.50	18.1	725	7.98
*YZJZ25019	19 X 2.50	18.1	744	7.98
*YZJZ25020	20 X 2.50	19.3	812	7.98
*YZJZ25021	21 X 2.50	20.5	887	7.98
*YZJZ25024	24 X 2.50	21.8	1010	7.98
*YZJZ25025	25 X 2.50	21.8	1029	7.98
*YZJZ25027	27 X 2.50	21.8	1068	7.98
*YZJZ25030	30 X 2.50	23.0	1185	7.98
*YZJZ25032	32 X 2.50	23.8	1268	7.98
*YZJZ25034	34 X 2.50	24.9	1370	7.98
*YZJZ25036	36 X 2.50	24.9	1409	7.98
*YZJZ25037	37 X 2.50	24.9	1428	7.98
*YZJZ25041	41 X 2.50	27.3	1647	7.98
*YZJZ25042	42 X 2.50	27.3	1666	7.98
*YZJZ25048	48 X 2.50	28.8	1882	7.98
*YZJZ25050	50 X 2.50	29.7	1976	7.98
*YZJZ25052	52 X 2.50	29.7	2015	7.98
*YZJZ25061	61 X 2.50	31.7	2335	7.98
*YZJZ25065	65 X 2.50	34.1	2590	7.98
*YZOB40002	2 X 4.00	9.5	164	4.95
*YZJB40003	3 X 4.00	9.9	204	4.95
*YZJB40004	4 X 4.00	11.2	267	4.95
*YZJB40005	5 X 4.00	12.4	329	4.95
*YZJZ40007	7 X 4.00	13.7	431	4.95
*YZJZ40008	8 X 4.00	15.3	500	4.95
*YZJZ40010	10 X 4.00	18.3	692	4.95
*YZJZ40012	12 X 4.00	18.3	755	4.95
*YZJZ40019	19 X 4.00	22.1	1149	4.95
*YZJZ40024	24 X 4.00	26.8	1561	4.95
*YZOB60002	2 X 6.00	11.1	233	3.30
*YZJB60003	3 X 6.00	11.6	294	3.30
*YZJB60004	4 X 6.00	13.2	384	3.30
*YZJB60005	5 X 6.00	14.5	473	3.30
*YZJZ60007	7 X 6.00	16.1	620	3.30

YSLY -OB/-JB/-OZ/-JZ

PART NUMBER	FORMATION	OUTER DIAMETER ¹	WEIGHT ¹	MAX ELECTRICAL RESISTANCE AT 20°C
[n°]	[n° x mm ²]	[mm]	[kg/km]	[Ohm/km]
*YZOB100002	2 X 10.00	14.1	378	1.91
*YZJB100003	3 X 10.00	14.7	493	1.91
*YZJB100004	4 X 10.00	16.6	661	1.91
*YZJB100005	5 X 10.00	18.3	787	1.91
*YZJZ100007	7 X 10.00	20.3	1037	1.91
*YZOB160002	2 X 16.00	16.6	532	1.21
*YZJB160003	3 X 16.00	17.3	717	1.21
*YZJB160004	4 X 16.00	19.5	964	1.21
*YZJB160005	5 X 16.00	21.6	1157	1.21
*YZJZ160007	7 X 16.00	23.9	1529	1.21
*YZOB250002	2 X 25.00	20.1	780	0.780
*YZJB250003	3 X 25.00	21.0	1064	0.780
*YZJB250004	4 X 25.00	23.6	1443	0.780
*YZJB250005	5 X 25.00	26.6	1795	0.780
*YZOB350002	2 X 35.00	22.8	1048	0.554
*YZJB350003	3 X 35.00	23.9	1432	0.554
*YZJB350004	4 X 35.00	27.2	2001	0.554
*YZJB350005	5 X 35.00	30.2	2413	0.554
*YZOB500002	2 X 50.00	28.6	1566	0.386
*YZJB500003	3 X 50.00	30.1	2158	0.386
*YZJB500004	4 X 50.00	34.0	2929	0.386
*YZJB500005	5 X 50.00	37.9	3532	0.386

^{*} According to in-stock availability, cable which must be produced on request and minimum quantity

¹ Unless otherwise specified, the values for weight and diameter are indicative.

Note: other values, if available and released for publication, are available on request.

YSLY -OB/-JB/-OZ/-JZ

PART NUMBER [n°]	FORMATION [n° x mm²]	OUTER DIAMETER ¹ [mm]	WEIGHT ¹ [kg/km]	MAX ELECTRICAL RESISTANCE AT 20°C [Ohm/km]
*YZOB700002	2 X 70.00	32.1	2046	0.272
*YZJB700003	3 X 70.00	34.0	2848	0.272
*YZJB700004	4 X 70.00	38.4	3900	0.272
*YZJB700005	5 X 70.00	42.7	4708	0.272
*YZOB950002	2 X 95.00	37.3	2738	0.206
*YZJB950003	3 X 95.00	39.4	3837	0.206
*YZJB950004	4 X 95.00	44.5	5244	0.206
*YZJB950005	5 X 95.00	49.7	6376	0.206
*YZOB1200002	2 X 120.00	40.4	3308	0.161
*YZJB1200003	3 X 120.00	42.7	4696	0.161
*YZJB1200004	4 X 120.00	48.4	6433	0.161
*YZOB1500002	2 X 150.00	45.1	4125	0.129
*YZJB1500003	3 X 150.00	47.9	5837	0.129
*YZJB1500004	4 X 150.00	54.2	7996	0.129
*YZOB1850002	2 X 185.00	49.9	5017	0.106
*YZJB1850003	3 X 185.00	52.6	7090	0.106
*YZJB1850004	4 X 185.00	59.5	9736	0.106
*YZOB2400002	2 X 240.00	55.4	6308	0.0801
*YZJB2400003	3 X 240.00	58.7	8992	0.0801
*YZJB2400004	4 X 240.00	66.6	12404	0.0801

¹ According to in-stock availability, cable which must be produced on request and minimum quantity

² Unless otherwise specified, the values for weight and diameter are indicative.

Note: other values, if available and released for publication, are available on request.