




SPECIALCAVI BALDASSARI

POWER, CONTROL AND SIGNALLING

XSLCH-J MOTOR | 4G



Marking: <meters> CE 0987 SPECIALCAVI BALDASSARI XSLCH-J <formation> IEC 60332-3-24 <lot> <year> CCA-S1A,D0,A1



MANUFACTURING CHARACTERISTICS

Core:

Flexible bare copper conductor, class 5

Insulation:

Cross-linked LSZH compound

Stranding:

Cores stranded in concentric layers

Wrapping and protection:

Overall polyester tape

Screen:

1st screen: Overall aluminium/polyester tape

2nd screen: Overall tinned copper braid

Outer sheath:

LSZH thermoplastic compound

Colours:

Cores identification:

Brown + Black + Grey + Green/Yellow

Outer sheath colour:

Black (based on RAL 9005)

ELECTRICAL CHARACTERISTICS

Nominal voltage: 0.6/1kV

Max operating voltage: 1.8kV D.C and 1.2kV A.C

Testing voltage: 4000V

APPLICATIONS

Cable conforms to the requirements in the Construction Products Regulations (CPR EU 305/11), aimed at limiting the production and diffusion of fire and smoke.

Screened LSZH cable used to power motors with frequency converters when full electromagnetic compatibility (EMC) is required.

The cable, made entirely of halogen-free materials, does not emit harmful substances in the event of a fire.

Suitable for both static and dynamic connections (occasional movement) in industrial plants, process lines and machines operating in dry and humid environments.

If stored outdoors, the cable must be protected from UV rays.

Direct or indirect underground laying is permitted.

STANDARDS

IEC 60228

IEC 60332-3-24 Cat.C

EN 50363

REACTION TO FIRE CLASS

EN 50575:2016 C_{ca} - s1a, d0, a1

TEMPERATURES

Minimum working temperature:

- Fixed laying -40°C
- Occasional mobile laying w/o stress -5°C

Maximum working temperature:

- Fixed laying +90°C
- Occasional mobile laying w/o stress +90°C

Maximum short circuit temperature: +250°C

LAYING CONDITIONS



Minimum installation temperature -5°C



Min. bending radius:
d8 (fixed laying)
d15 (occasional mobile laying)



Max tensile stress:
50N/mm² (during installation)
15N/mm² (static stress)



Fixed laying



Occasional mobile laying w/o stress




In open air




In duct or cable tray



In buried trough



Buried with protection



In buried duct



Directly buried



The cable stored outside must be protected from UV rays

ON REQUEST

- Customized cores identification/outer sheath colour

**XSLCH-J** MOTOR | 4G

PART NUMBER [n°]	FORMATION [n° x mm ²]	OUTER DIAMETER ¹ [mm]	WEIGHT ¹ [kg/km]	MAX PHASE CONDUCTOR RESISTANCE AT 20°C [Ohm/km]
*2CZHK15004	4G 1.50	10.6	174	13.30
*2CZHK25004	4G 2.50	11.9	236	7.98
*2CZHK40004	4G 4.00	13.9	347	4.95
*2CZHK60004	4G 6.00	15.1	446	3.30
*2CZHK100004	4G 10.00	17.8	660	1.91
*2CZHK160004	4G 16.00	20.5	954	1.21
*2CZHK250004	4G 25.00	24.6	1421	0.78
*2CZHK350004	4G 35.00	27.8	1902	0.554
*2CZHK500004	4G 50.00	32.0	2627	0.386
*2CZHK700004	4G 70.00	38.7	3705	0.272
*2CZHK950004	4G 95.00	43.4	4887	0.206
*2CZHK1200004	4G 120.00	49.2	6178	0.161
*2CZHK1500004	4G 150.00	53.1	7536	0.129
*2CZHK1850004	4G 185.00	59.4	9319	0.106
*2CZHK2400004	4G 240.00	67.0	11957	0.0801

* According to in-stock availability, cable which must be produced on request and minimum quantity

¹ Unless otherwise specified, the values for weight and diameter are indicative.

Note: other values, if available and released for publication, are available on request.