




HSLH -OB/-JB/-OZ/-JZ



Marking: <meters> CE 0987 SPECIALCAVI BALDASSARI HSLH <formation> IEC 60332-3-24 <lot> <year> CCA-S1A,D0,A1



MANUFACTURING CHARACTERISTICS

Core:

Flexible bare copper conductor, class 5

Insulation:

LSZH thermoplastic compound, T16 type

Stranding:

Cores twisted/stranded in concentric layers

Outer sheath:

LSZH thermoplastic compound, TM7 type

Colours:*Cores identification:*

HD 308 S2 (-OB/-JB)

Black numbered w/ (-JZ) or w/o Green/Yellow (-OZ)

Outer sheath colour:

Grey (based on RAL 7001)

ELECTRICAL CHARACTERISTICS

Operating voltage:

- 300/500V section $\leq 2.5 \text{ mm}^2$
- 450/750V section = 4.00 and 6.00 mm^2
- 0.6/1kV section $\geq 10.00 \text{ mm}^2$

Testing voltage:

- 2000V section $\leq 2.5 \text{ mm}^2$
- 2500V section = 4.00 and 6.00 mm^2
- 4000V section $\geq 10.00 \text{ mm}^2$

APPLICATIONS

Cable conforms to the requirements in the Construction Products Regulations (CPR EU 305/11), aimed at limiting the production and diffusion of fire and smoke.

Multi-core LSZH cable for power transport and for control, signaling, command and measurement systems with very low smoke and toxic gas emission. It is particularly suitable in sites exposed to fire hazards and where there is a high density of people, such as schools, offices, theaters, hospitals, etc. Suitable for installation in dry or damp indoor environments, in static or limited dynamic installation (not permanently in motion) where there is no mechanical stress.

If stored outdoors, the cable must be protected from UV rays.

300/500V and 450/750V: Underground laying is not permitted even if protected.

0.6/1kV: Direct or indirect underground laying is permitted.

STANDARDS

IEC 60228
IEC 60332-3-24 Cat.C
EN 50363

REACTION TO FIRE CLASS

EN 50575:2016 C_{ca} - s1a, d0, a1

TEMPERATURES

Minimum working temperature:

- Fixed laying -40°C
- Occasional mobile laying w/o stress -5°C

Maximum working temperature:

- Fixed laying +70°C
- Occasional mobile laying w/o stress +70°C

Maximum short circuit temperature: +160°C

LAYING CONDITIONS



Minimum installation temperature 0°C



Min. bending radius:
d8 (fixed laying)
d15 (occasional mobile laying)



Max tensile stress:
50N/mm² (during installation)
15N/mm² (static stress)



Fixed laying



Occasional mobile laying w/o stress




In open air (0.6/1kV)




In duct or cable tray



In buried trough (0.6/1kV)



Buried with protection (0.6/1kV)



In buried duct (0.6/1kV)



Directly buried (0.6/1kV)

ON REQUEST

- Customized cores identification/outer sheath colour

**HSLH** -OB/-JB/-OZ/-JZ

PART NUMBER	FORMATION	OUTER DIAMETER ¹	WEIGHT ¹	MAX ELECTRICAL RESISTANCE AT 20°C
[n°]	[n° x mm ²]	[mm]	[kg/km]	[Ohm/km]
*HSLHOZ05002	2 X 0.50	4.5	31	39.00
*HSLHJZ05003	3 X 0.50	4.7	37	39.00
*HSLHJZ05004	4 X 0.50	5.5	49	39.00
*HSLHJZ05005	5 X 0.50	5.9	58	39.00
*HSLHJZ05006	6 X 0.50	6.4	69	39.00
*HSLHJZ05007	7 X 0.50	6.4	73	39.00
*HSLHJZ05008	8 X 0.50	7.7	98	39.00
*HSLHJZ05010	10 X 0.50	8.4	119	39.00
*HSLHJZ05012	12 X 0.50	8.4	127	39.00
*HSLHJZ05014	14 X 0.50	9.0	145	39.00
*HSLHJZ05015	15 X 0.50	9.6	162	39.00
*HSLHJZ05016	16 X 0.50	9.6	166	39.00
*HSLHJZ05018	18 X 0.50	10.1	185	39.00
*HSLHJZ05019	19 X 0.50	10.1	189	39.00
*HSLHJZ05020	20 X 0.50	10.7	207	39.00
*HSLHJZ05021	21 X 0.50	11.2	224	39.00
*HSLHJZ05024	24 X 0.50	12.2	260	39.00
*HSLHJZ05025	25 X 0.50	12.2	264	39.00
*HSLHJZ05027	27 X 0.50	12.2	272	39.00
*HSLHJZ05030	30 X 0.50	12.7	298	39.00
*HSLHJZ05032	32 X 0.50	13.1	318	39.00
*HSLHJZ05034	34 X 0.50	13.8	347	39.00
*HSLHJZ05036	36 X 0.50	13.8	355	39.00
*HSLHJZ05037	37 X 0.50	13.8	359	39.00
*HSLHJZ05041	41 X 0.50	14.9	411	39.00
*HSLHJZ05042	42 X 0.50	14.9	415	39.00
*HSLHJZ05048	48 X 0.50	15.9	470	39.00
*HSLHJZ05050	50 X 0.50	16.3	493	39.00
*HSLHJZ05052	52 X 0.50	16.3	501	39.00
*HSLHJZ05061	61 X 0.50	17.3	575	39.00
*HSLHJZ05065	65 X 0.50	18.6	645	39.00
Separator				
*HSLHOZ07502	2 X 0.75	5.4	44	26.00
*HSLHJZ07503	3 X 0.75	5.6	52	26.00
*HSLHJZ07504	4 X 0.75	6.2	66	26.00
*HSLHJZ07505	5 X 0.75	6.7	80	26.00
*HSLHJZ07506	6 X 0.75	7.5	99	26.00
*HSLHJZ07507	7 X 0.75	7.5	105	26.00
*HSLHJZ07508	8 X 0.75	8.9	135	26.00
*HSLHJZ07510	10 X 0.75	9.9	169	26.00
*HSLHJZ07512	12 X 0.75	9.9	180	26.00
*HSLHJZ07514	14 X 0.75	10.5	206	26.00
*HSLHJZ07515	15 X 0.75	11.0	225	26.00
*HSLHJZ07516	16 X 0.75	11.0	230	26.00
*HSLHJZ07518	18 X 0.75	11.8	263	26.00
*HSLHJZ07519	19 X 0.75	11.8	269	26.00
*HSLHJZ07520	20 X 0.75	12.6	295	26.00



HSLH -OB/-JB/-OZ/-JZ

PART NUMBER	FORMATION	OUTER DIAMETER ¹	WEIGHT ¹	MAX ELECTRICAL RESISTANCE AT 20°C
[n°]	[n° x mm ²]	[mm]	[kg/km]	[Ohm/km]
*HSLHJZ07521	21 X 0.75	13.2	319	26.00
*HSLHJZ07524	24 X 0.75	14.2	368	26.00
*HSLHJZ07525	25 X 0.75	14.2	374	26.00
*HSLHJZ07527	27 X 0.75	14.2	385	26.00
*HSLHJZ07530	30 X 0.75	14.8	423	26.00
*HSLHJZ07532	32 X 0.75	15.3	452	26.00
*HSLHJZ07534	34 X 0.75	16.2	493	26.00
*HSLHJZ07536	36 X 0.75	16.2	505	26.00
*HSLHJZ07537	37 X 0.75	16.2	511	26.00
*HSLHJZ07541	41 X 0.75	17.5	585	26.00
*HSLHJZ07542	42 X 0.75	17.5	591	26.00
*HSLHJZ07548	48 X 0.75	18.5	668	26.00
*HSLHJZ07550	50 X 0.75	19.2	706	26.00
*HSLHJZ07552	52 X 0.75	19.2	717	26.00
*HSLHJZ07561	61 X 0.75	20.5	830	26.00
*HSLHJZ07565	65 X 0.75	21.8	917	26.00
Separator				
*HSLHOZ10002	2 X 1.00	5.8	53	19.50
*HSLHOB10002	2 X 1.00	5.8	53	19.50
*HSLHJZ10003	3 X 1.00	6.1	65	19.50
*HSLHOB10003	3 X 1.00	6.1	65	19.50
*HSLHJB10003	3 X 1.00	6.1	65	19.50
*HSLHJZ10004	4 X 1.00	6.7	82	19.50
*HSLHOB10004	4 X 1.00	6.7	82	19.50
*HSLHJB10004	4 X 1.00	6.7	82	19.50
*HSLHJZ10005	5 X 1.00	7.5	103	19.50
*HSLHJB10005	5 X 1.00	7.5	103	19.50
*HSLHJZ10006	6 X 1.00	8.1	122	19.50
*HSLHJZ10007	7 X 1.00	9.9	130	19.50
*HSLHJZ10008	8 X 1.00	10.8	173	19.50
*HSLHJZ10010	10 X 1.00	10.8	210	19.50
*HSLHJZ10012	12 X 1.00	11.6	226	19.50
*HSLHJZ10014	14 X 1.00	12.3	262	19.50
*HSLHJZ10015	15 X 1.00	12.3	287	19.50
*HSLHJZ10016	16 X 1.00	12.9	295	19.50
*HSLHJZ10018	18 X 1.00	13.9	328	19.50
*HSLHJZ10019	19 X 1.00	14.6	336	19.50
*HSLHJZ10020	20 X 1.00	15.6	375	19.50
*HSLHJZ10021	21 X 1.00	15.6	484	19.50
*HSLHJZ10024	24 X 1.00	15.6	461	19.50
*HSLHJZ10025	25 X 1.00	15.6	469	19.50
*HSLHJZ10027	27 X 1.00	15.6	484	19.50
*HSLHJZ10030	30 X 1.00	16.4	537	19.50
*HSLHJZ10032	32 X 1.00	17.0	577	19.50
*HSLHJZ10034	34 X 1.00	17.6	616	19.50
*HSLHJZ10036	36 X 1.00	17.6	632	19.50
*HSLHJZ10037	37 X 1.00	17.6	640	19.50
*HSLHJZ10041	41 X 1.00	19.4	744	19.50
*HSLHJZ10042	42 X 1.00	19.4	752	19.50

**HSLH** -OB/-JB/-OZ/-JZ

PART NUMBER	FORMATION	OUTER DIAMETER ¹	WEIGHT ¹	MAX ELECTRICAL RESISTANCE AT 20°C
[n°]	[n° x mm ²]	[mm]	[kg/km]	[Ohm/km]
*HSLHJZ10048	48 X 1.00	20.5	850	19.50
*HSLHJZ10050	50 X 1.00	21.0	890	19.50
*HSLHJZ10052	52 X 1.00	21.0	905	19.50
*HSLHJZ10061	61 X 1.00	22.6	1052	19.50
*HSLHJZ10065	65 X 1.00	24.1	1165	19.50
15000				
*HSLHOZ15002	2 X 1.50	6.6	73	13.30
*HSLHOB15002	2 X 1.50	6.6	73	13.30
*HSLHJZ15003	3 X 1.50	6.9	89	13.30
*HSLHOB15003	3 X 1.50	6.9	89	13.30
*HSLHJB15003	3 X 1.50	6.9	89	13.30
*HSLHJZ15004	4 X 1.50	7.8	116	13.30
*HSLHOB15004	4 X 1.50	7.8	116	13.30
*HSLHJB15004	4 X 1.50	7.8	116	13.30
*HSLHJZ15005	5 X 1.50	8.7	143	13.30
*HSLHJB15005	5 X 1.50	8.7	143	13.30
*HSLHJZ15006	6 X 1.50	9.6	174	13.30
*HSLHJZ15007	7 X 1.50	9.6	186	13.30
*HSLHJZ15008	8 X 1.50	11.4	242	13.30
*HSLHJZ15010	10 X 1.50	12.7	299	13.30
*HSLHJZ15012	12 X 1.50	12.7	323	13.30
*HSLHJZ15014	14 X 1.50	13.4	367	13.30
*HSLHJZ15015	15 X 1.50	14.4	412	13.30
*HSLHJZ15016	16 X 1.50	14.4	423	13.30
*HSLHJZ15018	18 X 1.50	15.1	471	13.30
*HSLHJZ15019	19 X 1.50	15.1	483	13.30
*HSLHJZ15020	20 X 1.50	16.3	535	13.30
*HSLHJZ15021	21 X 1.50	17.2	582	13.30
*HSLHJZ15024	24 X 1.50	18.4	667	13.30
*HSLHJZ15025	25 X 1.50	18.4	678	13.30
*HSLHJZ15027	27 X 1.50	18.4	702	13.30
*HSLHJZ15030	30 X 1.50	19.3	772	13.30
*HSLHJZ15032	32 X 1.50	20.2	837	13.30
*HSLHJZ15034	34 X 1.50	20.9	895	13.30
*HSLHJZ15036	36 X 1.50	20.9	918	13.30
*HSLHJZ15037	37 X 1.50	20.9	930	13.30
*HSLHJZ15041	41 X 1.50	23.0	1079	13.30
*HSLHJZ15042	42 X 1.50	23.0	1091	13.30
*HSLHJZ15048	48 X 1.50	24.0	1216	13.30
*HSLHJZ15050	50 X 1.50	24.9	1291	13.30
*HSLHJZ15052	52 X 1.50	24.9	1314	13.30
*HSLHJZ15061	61 X 1.50	26.7	1523	13.30
*HSLHJZ15065	65 X 1.50	28.7	1699	13.30
25000				
*HSLHOZ25002	2 X 2.50	7.8	108	7.98
*HSLHOB25002	2 X 2.50	7.8	108	7.98
*HSLHJZ25003	3 X 2.50	8.2	135	7.98

**HSLH -OB/-JB/-OZ/-JZ**

PART NUMBER	FORMATION	OUTER DIAMETER ¹	WEIGHT ¹	MAX ELECTRICAL RESISTANCE AT 20°C
[n°]	[n° x mm ²]	[mm]	[kg/km]	[Ohm/km]
*HSLHOB25003	3 X 2.50	8.2	135	7.98
*HSLHJB25003	3 X 2.50	8.2	135	7.98
*HSLHJZ25004	4 X 2.50	9.1	171	7.98
*HSLHOB25004	4 X 2.50	9.1	171	7.98
*HSLHJB25004	4 X 2.50	9.1	171	7.98
*HSLHJZ25005	5 X 2.50	10.2	216	7.98
*HSLHJB25005	5 X 2.50	10.2	216	7.98
*HSLHJZ25006	6 X 2.50	11.1	258	7.98
*HSLHJZ25007	7 X 2.50	11.1	277	7.98
*HSLHJZ25008	8 X 2.50	13.5	363	7.98
*HSLHJZ25010	10 X 2.50	15.0	452	7.98
*HSLHJZ25012	12 X 2.50	15.0	491	7.98
*HSLHJZ25014	14 X 2.50	16.1	566	7.98
*HSLHJZ25015	15 X 2.50	17.0	621	7.98
*HSLHJZ25016	16 X 2.50	17.0	640	7.98
*HSLHJZ25018	18 X 2.50	18.1	725	7.98
*HSLHJZ25019	19 X 2.50	18.1	744	7.98
*HSLHJZ25020	20 X 2.50	19.3	812	7.98
*HSLHJZ25021	21 X 2.50	20.5	887	7.98
*HSLHJZ25024	24 X 2.50	21.8	1010	7.98
*HSLHJZ25025	25 X 2.50	21.8	1029	7.98
*HSLHJZ25027	27 X 2.50	21.8	1068	7.98
*HSLHJZ25030	30 X 2.50	23.0	1185	7.98
*HSLHJZ25032	32 X 2.50	23.8	1268	7.98
*HSLHJZ25034	34 X 2.50	24.9	1370	7.98
*HSLHJZ25036	36 X 2.50	24.9	1409	7.98
*HSLHJZ25037	37 X 2.50	24.9	1428	7.98
*HSLHJZ25041	41 X 2.50	27.3	1647	7.98
*HSLHJZ25042	42 X 2.50	27.3	1666	7.98
*HSLHJZ25048	48 X 2.50	28.8	1882	7.98
*HSLHJZ25050	50 X 2.50	29.7	1976	7.98
*HSLHJZ25052	52 X 2.50	29.7	2015	7.98
*HSLHJZ25061	61 X 2.50	31.7	2335	7.98
*HSLHJZ25065	65 X 2.50	34.1	2590	7.98
*HSLHOB40002	2 X 4.00	9.5	164	4.95
*HSLHJB40003	3 X 4.00	9.9	204	4.95
*HSLHJB40004	4 X 4.00	11.2	267	4.95
*HSLHJB40005	5 X 4.00	12.4	329	4.95
*HSLHJZ40007	7 X 4.00	13.7	431	4.95
*HSLHJZ40008	8 X 4.00	15.3	500	4.95
*HSLHJZ40010	10 X 4.00	18.3	692	4.95
*HSLHJZ40012	12 X 4.00	18.3	755	4.95
*HSLHJZ40019	19 X 4.00	22.1	1149	4.95
*HSLHJZ40024	24 X 4.00	26.8	1561	4.95
*HSLHOB60002	2 X 6.00	11.1	233	3.30
*HSLHJB60003	3 X 6.00	11.6	294	3.30
*HSLHJB60004	4 X 6.00	13.2	384	3.30

**HSLH** -OB/-JB/-OZ/-JZ

PART NUMBER [n°]	FORMATION [n° x mm ²]	OUTER DIAMETER ¹ [mm]	WEIGHT ¹ [kg/km]	MAX ELECTRICAL RESISTANCE AT 20°C [Ohm/km]
*HSLHJB60005	5 X 6.00	14.5	473	3.30
*HSLHJZ60007	7 X 6.00	16.1	620	3.30
*HSLHOB100002	2 X 10.00	14.1	378	1.91
*HSLHJB100003	3 X 10.00	14.7	493	1.91
*HSLHJB100004	4 X 10.00	16.6	661	1.91
*HSLHJB100005	5 X 10.00	18.3	787	1.91
*HSLHJZ100007	7 X 10.00	20.3	1037	1.91
*HSLHOB160002	2 X 16.00	16.6	532	1.21
*HSLHJB160003	3 X 16.00	17.3	717	1.21
*HSLHJB160004	4 X 16.00	19.5	964	1.21
*HSLHJB160005	5 X 16.00	21.6	1157	1.21
*HSLHJZ160007	7 X 16.00	23.9	1529	1.21
*HSLHOB250002	2 X 25.00	20.1	780	0.780
*HSLHJB250003	3 X 25.00	21.0	1064	0.780
*HSLHJB250004	4 X 25.00	23.6	1443	0.780
*HSLHJB250005	5 X 25.00	26.6	1795	0.780
*HSLHOB350002	2 X 35.00	22.8	1048	0.554
*HSLHJB350003	3 X 35.00	23.9	1432	0.554
*HSLHJB350004	4 X 35.00	27.2	2001	0.554
*HSLHJB350005	5 X 35.00	30.2	2413	0.554
*HSLHOB500002	2 X 50.00	28.6	1566	0.386
*HSLHJB500003	3 X 50.00	30.1	2158	0.386
*HSLHJB500004	4 X 50.00	34.0	2929	0.386
*HSLHJB500005	5 X 50.00	37.9	3532	0.386
*HSLHOB1200002	2 X 120.00	40.4	3308	0.161
*HSLHJB1200003	3 X 120.00	42.7	4696	0.161
*HSLHJB1200004	4 X 120.00	48.4	6433	0.161
*HSLHOB1500002	2 X 150.00	45.1	4125	0.129
*HSLHJB1500003	3 X 150.00	47.9	5837	0.129
*HSLHJB1500004	4 X 150.00	54.2	7996	0.129
*HSLHOB1850002	2 X 185.00	49.9	5017	0.106
*HSLHJB1850003	3 X 185.00	52.6	7090	0.106
*HSLHJB1850004	4 X 185.00	59.5	9736	0.106
*HSLHOB2400002	2 X 240.00	55.4	6308	0.0801
*HSLHJB2400003	3 X 240.00	58.7	8992	0.0801
*HSLHJB2400004	4 X 240.00	66.6	12404	0.0801

¹ According to in-stock availability, cable which must be produced on request and minimum quantity
¹ Unless otherwise specified, the values for weight and diameter are indicative.
Note: other values, if available and released for publication, are available on request.